

M8-TP08

Series	AGM-S	Warranty	See Warranty Terms
Volts	6	BCI	GC2
Cells	3		
Terminal Type	M8-TP08		
Included Hardware	Stainless Steel Nuts & Bolts		
Size & Thread	M8		

Charge

Charge Voltage Range	2.45 V/cell @ 25°C (77°F)
Float Voltage Range	2.3 V/cell @ 25°C (77°F)
Recommended Charge Current	50 A
Maximum Charge Current	75 A
Self-Discharge Rate	Less than 2% per month at 25°C (77°F)
Internal Resistance	1.3 mΩ

Capacity

Cold Crank Amps (CCA) 0°F / -18°C	960
Marine Crank Amps (MCA) 32°F / 0°C	1100
Reserve Capacity (RC @ 25A)	531 Minutes
Reserve Capacity (RC @ 75A)	135 Minutes

Capacity Affect by Temperature	40°C (104°F)	25°C (77°F)	0°C (32°F)	-15°C (5°F)
	102%	100%	85%	65%

Hour Rate	Capacity / AMP Hour	Current / AMPs
@ 100 Hour Rate	275 AH	2.75 A
@ 20 Hour Rate	250 AH	12.5 A
@ 10 Hour Rate	229 AH	22.9 A
@ 5 Hour Rate	204 AH	40.8 A

Cut Off Voltage	Constant Current Discharge					
	1 hr	2 hr	3 hr	5 hr	8 hr	10 hr
VPC	136.1	78.5	56.6	39.7	27.2	22.5

Specifications



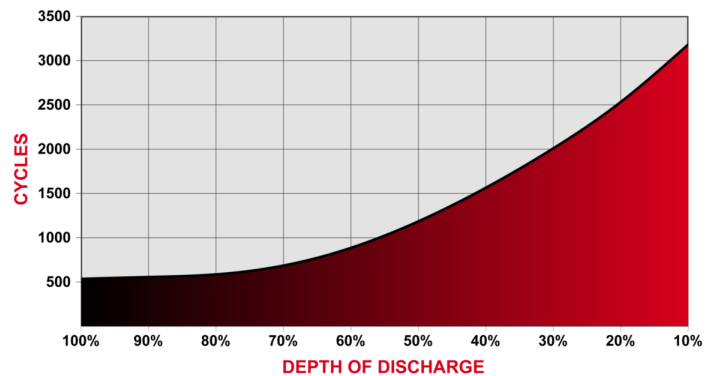
SAI GLOBAL
ISO 9001
Quality

Weight	34.5 kg	76 lbs
Length	26.2 cm	10.31"
Width	18.1 cm	7.13"
Height Inc. Term.	27.3 cm	10.75"

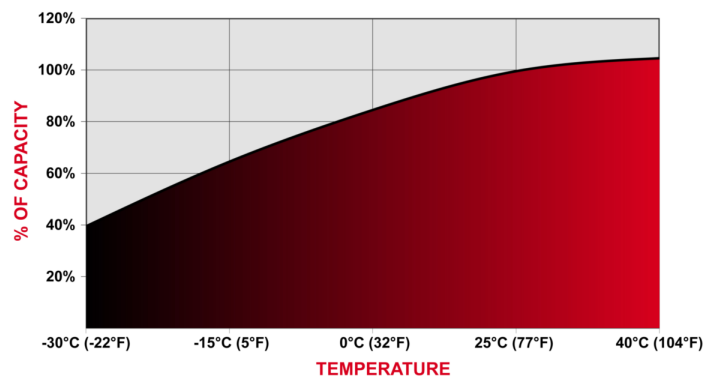
Product measurements & weights are calculated based on sample data. Individual specifications are subject to vary due to the manufacturing process, battery components & electrolyte levels.

Container	ABS
Cover	ABS
Handles	Nylon Strap

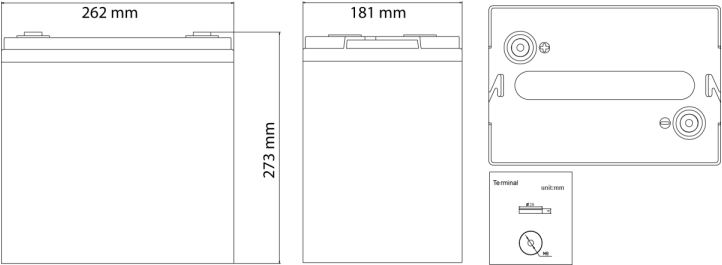
Cycle Life vs. Depth of Discharge



Capacity vs. Temperature



Detailed Illustration



Rev.#4 | December 2019